



Virginia Department of  
Behavioral Health &  
Developmental Services

## **Weekly Report**

***September 3, 2020***

### **Licensed Provider COVID-19 Data Dashboard**

#### **(Reported Data from Computerized Human Rights Information System (CHRIS))**

- The following dashboard contains data reported to DBHDS Office of Licensing by DBHDS licensed providers regarding confirmed COVID-19 cases and deaths of individuals who receive services in licensed programs.
- Confirmed COVID-19 cases are those cases that are reported to the CHRIS system when an individual tests positive for COVID-19.
- Data will be reported weekly and include data through the previous week unless otherwise noted. Counts for prior weeks may increase as providers identify and report additional cases.
- *Please note the data in the dashboard is not Virginia Department of Health data, this is data reported to DBHDS Office of Licensing through its CHRIS system.*

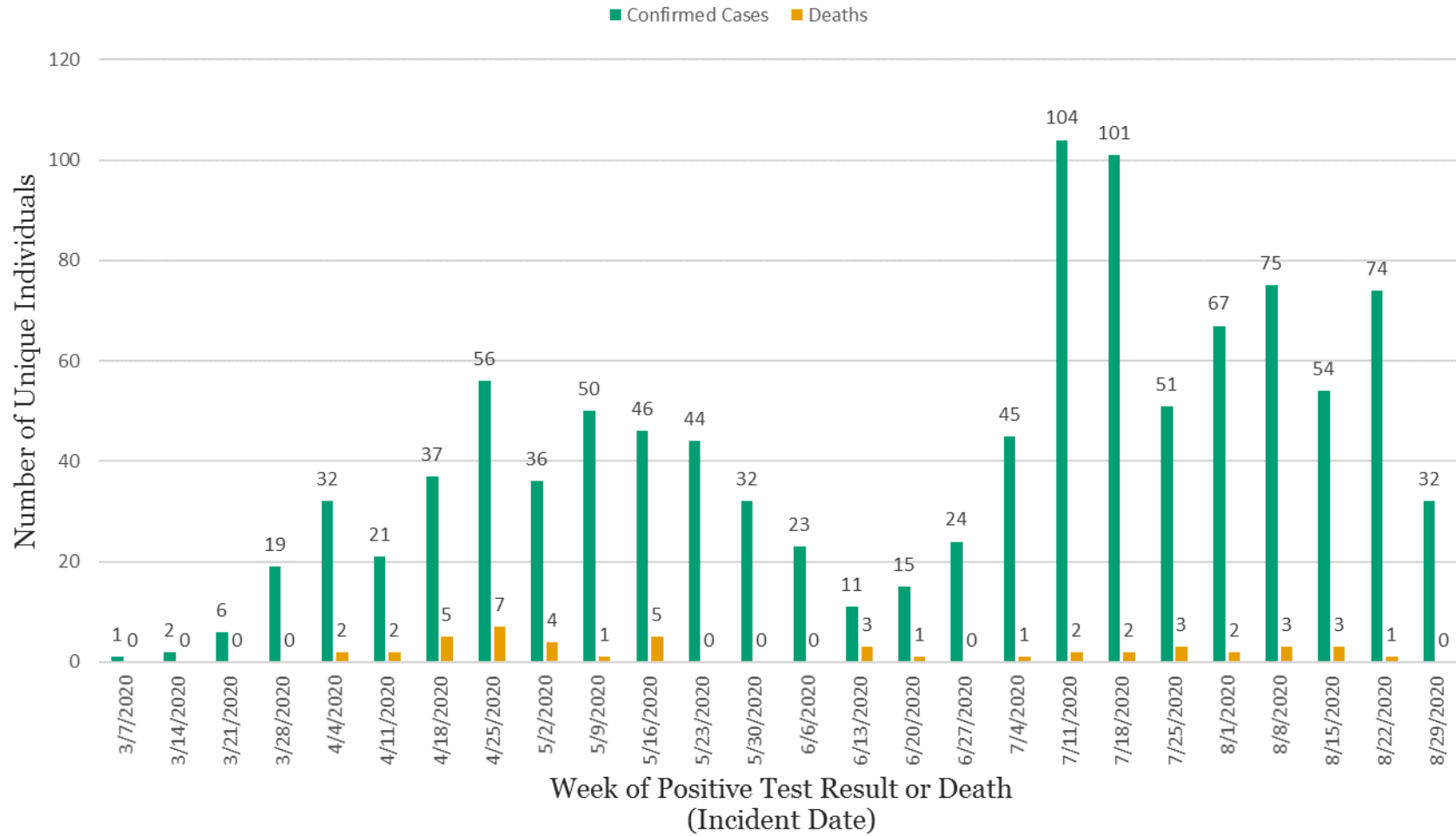
**Table 1: Reported COVID-19 Confirmed Cases and Deaths by Week through CHRIS**

Disability Group Week	Brain Injury (BI)		Developmental Disability (DD)		Mental Health (MH)		Substance Abuse (SA)		Total	
	Confirmed Cases	Deaths	Confirmed Cases	Deaths	Confirmed Cases	Deaths	Confirmed Cases	Deaths	Confirmed Cases	Deaths
3/7/2020	0	0	0	0	0	0	1	0	1	0
3/14/2020	0	0	1	0	1	0	0	0	2	0
3/21/2020	0	0	2	0	4	0	0	0	6	0
3/28/2020	0	0	15	0	2	0	2	0	19	0
4/4/2020	0	0	18	2	8	0	6	0	32	2
4/11/2020	0	0	11	1	7	1	3	0	21	2
4/18/2020	0	0	17	3	14	2	6	0	37	5
4/25/2020	0	0	36	4	17	2	3	1	56	7
5/2/2020	0	0	19	2	13	0	4	2	36	4
5/9/2020	0	0	15	0	34	1	1	0	50	1
5/16/2020	0	0	13	3	30	2	3	0	46	5
5/23/2020	0	0	13	0	24	0	7	0	44	0
5/30/2020	0	0	10	0	16	0	6	0	32	0
6/6/2020	0	0	4	0	14	0	5	0	23	0
6/13/2020	0	0	4	1	5	2	2	0	11	3
6/20/2020	0	0	3	0	5	1	7	0	15	1
6/27/2020	0	0	5	0	14	0	5	0	24	0
7/4/2020	0	0	11	0	27	1	7	0	45	1
7/11/2020	0	0	36	1	56	1	12	0	104	2
7/18/2020	0	0	35	0	54	2	12	0	101	2
7/25/2020	0	0	21	1	23	1	7	1	51	3
8/1/2020	1	0	31	1	23	1	12	0	67	2
8/8/2020	0	0	19	0	26	3	30	0	75	3
8/15/2020	0	0	29	2	16	1	9	0	54	3
8/22/2020	0	0	22	0	48	1	4	0	74	1

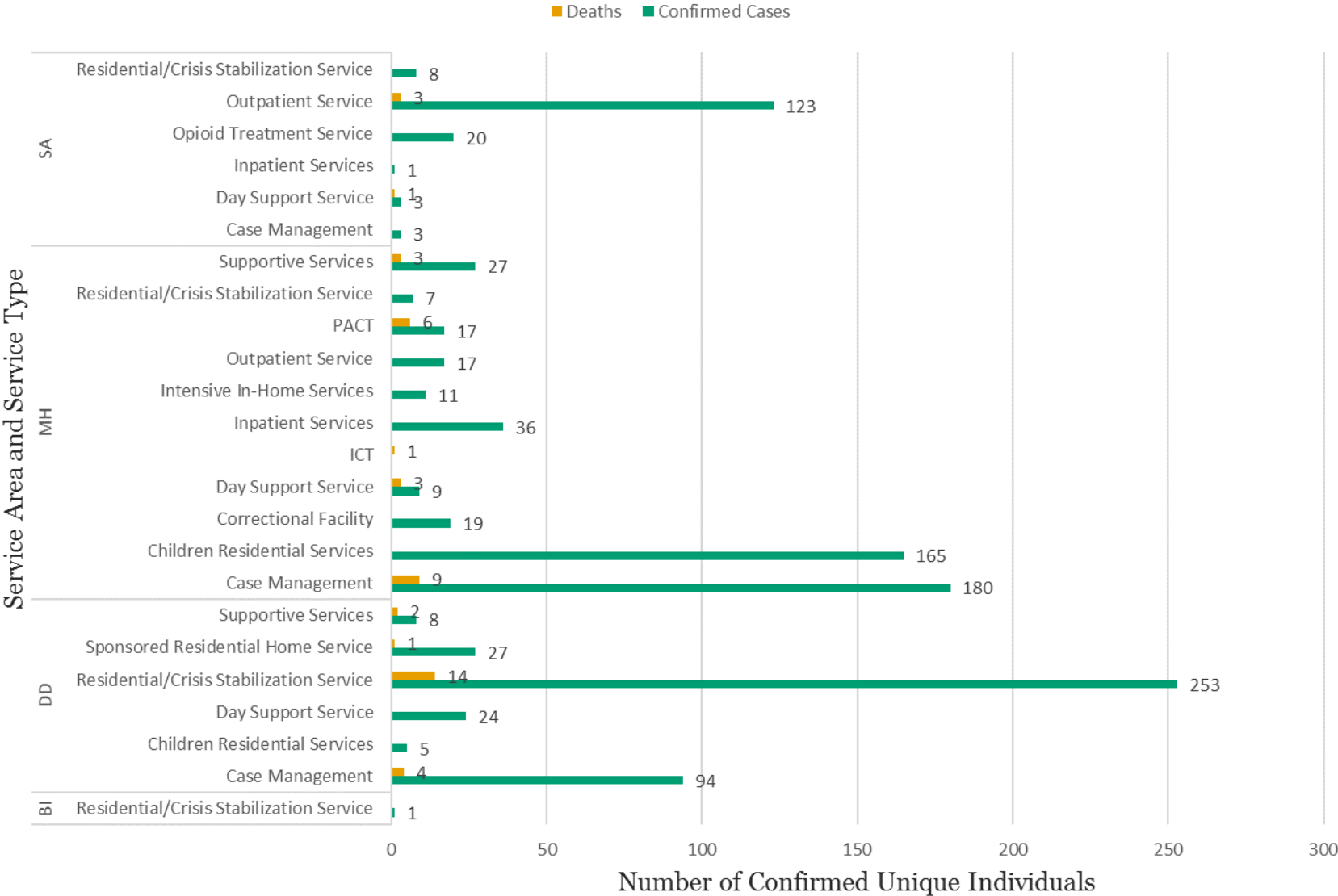
Disability Group	Brain Injury (BI)		Developmental Disability (DD)		Mental Health (MH)		Substance Abuse (SA)		Total	
	Confirmed Cases	Deaths	Confirmed Cases	Deaths	Confirmed Cases	Deaths	Confirmed Cases	Deaths	Confirmed Cases	Deaths
8/29/2020	0	0	21	0	7	0	4	0	32	0
<b>Total</b>	<b>1</b>	<b>0</b>	<b>411</b>	<b>21</b>	<b>488</b>	<b>22</b>	<b>158</b>	<b>4</b>	<b>1058</b>	<b>47</b>

\* Data through 9/3/2020

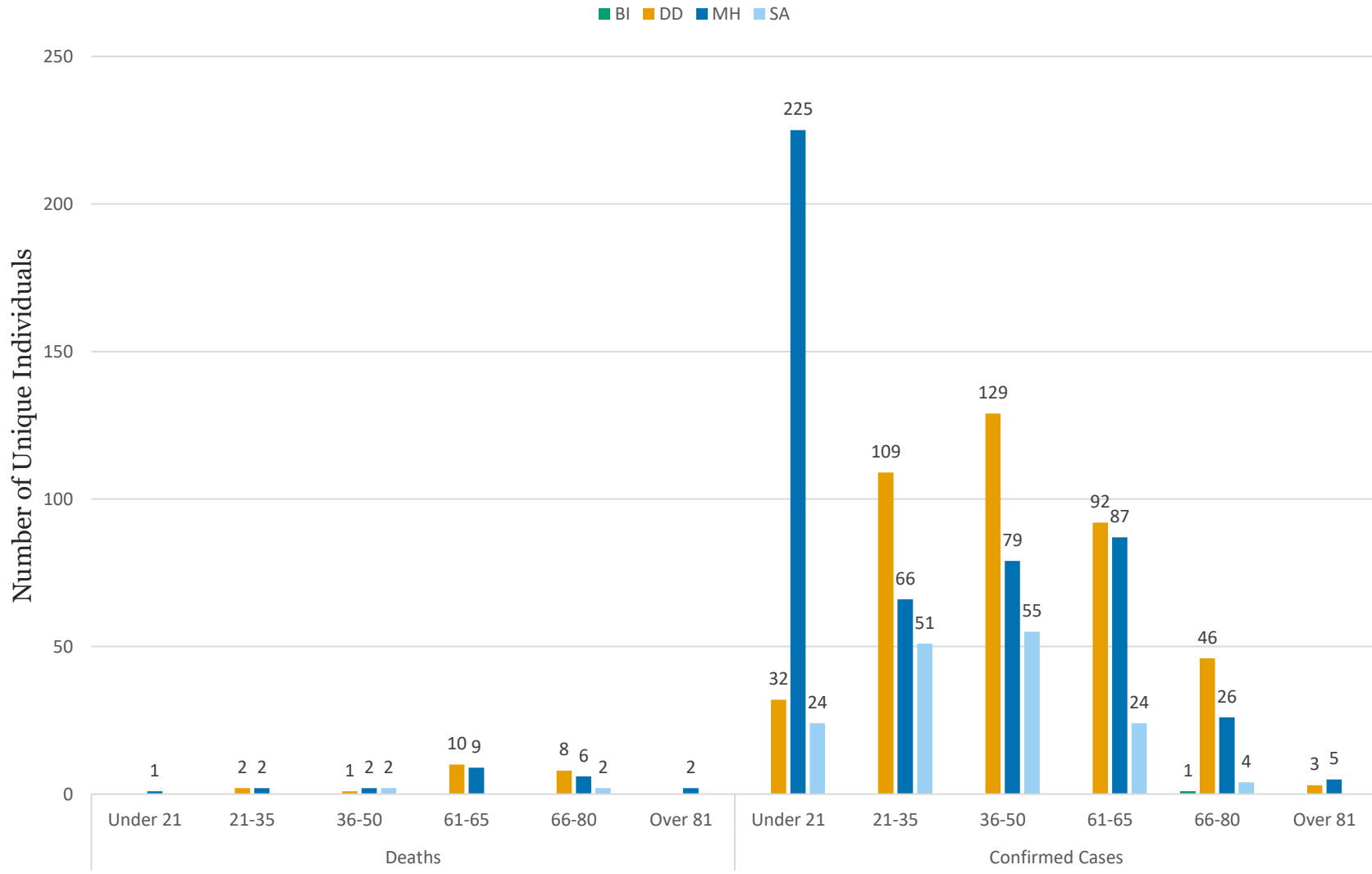
## Confirmed COVID-19 Cases and Deaths by Week



# Confirmed Cases and Deaths by Service Type



## Deaths and Confirmed Cases by Age Range and Service Area



Deaths and Confirmed Cases by Age Range

## Confirmed Cases and Deaths by Region

