



Virginia Department of
Behavioral Health &
Developmental Services

Weekly Report

September 17, 2020

Licensed Provider COVID-19 Data Dashboard

(Reported Data from Computerized Human Rights Information System (CHRIS))

- The following dashboard contains data reported to DBHDS Office of Licensing by DBHDS licensed providers regarding confirmed COVID-19 cases and deaths of individuals who receive services in licensed programs.
- Confirmed COVID-19 cases are those cases that are reported to the CHRIS system when an individual tests positive for COVID-19.
- Data will be reported weekly and include data through the previous week unless otherwise noted. Counts for prior weeks may increase as providers identify and report additional cases.
- *Please note the data in the dashboard is not Virginia Department of Health data, this is data reported to DBHDS Office of Licensing through its CHRIS system.*

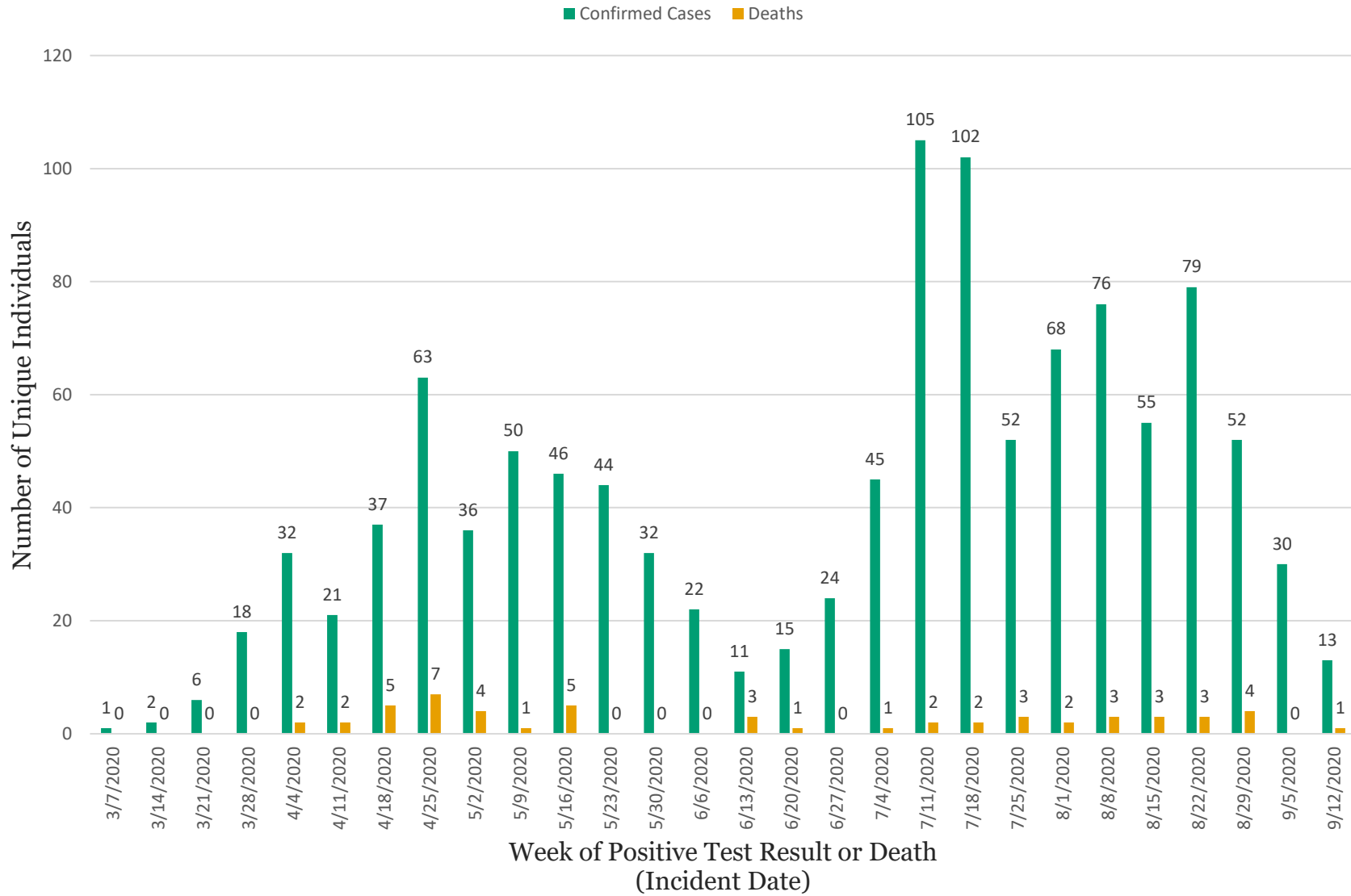
Table 1: Reported COVID-19 Confirmed Cases and Deaths by Week through CHRIS

Disability Group Week	Brain Injury (BI)		Developmental Disability (DD)		Mental Health (MH)		Substance Abuse (SA)		Total	
	Confirmed Cases	Deaths	Confirmed Cases	Deaths	Confirmed Cases	Deaths	Confirmed Cases	Deaths	Confirmed Cases	Deaths
3/7/2020	0	0	0	0	0	0	1	0	1	0
3/14/2020	0	0	1	0	1	0	0	0	2	0
3/21/2020	0	0	2	0	4	0	0	0	6	0
3/28/2020	0	0	14	0	2	0	2	0	18	0
4/4/2020	0	0	18	2	8	0	6	0	32	2
4/11/2020	0	0	11	1	7	1	3	0	21	2
4/18/2020	0	0	17	3	14	2	6	0	37	5
4/25/2020	0	0	43	4	17	2	3	1	63	7
5/2/2020	0	0	19	2	13	0	4	2	36	4
5/9/2020	0	0	15	0	34	1	1	0	50	1
5/16/2020	0	0	13	3	30	2	3	0	46	5
5/23/2020	0	0	13	0	24	0	7	0	44	0
5/30/2020	0	0	10	0	16	0	6	0	32	0
6/6/2020	0	0	4	0	14	0	4	0	22	0
6/13/2020	0	0	4	1	5	2	2	0	11	3
6/20/2020	0	0	3	0	5	1	7	0	15	1
6/27/2020	0	0	5	0	14	0	5	0	24	0
7/4/2020	0	0	11	0	27	1	7	0	45	1
7/11/2020	0	0	36	1	57	1	12	0	105	2
7/18/2020	0	0	35	0	54	2	13	0	102	2
7/25/2020	0	0	22	1	23	1	7	1	52	3
8/1/2020	1	0	31	1	24	1	12	0	68	2
8/8/2020	0	0	19	0	26	3	31	0	76	3
8/15/2020	0	0	29	2	17	1	9	0	55	3
8/22/2020	0	0	22	1	51	2	6	0	79	3

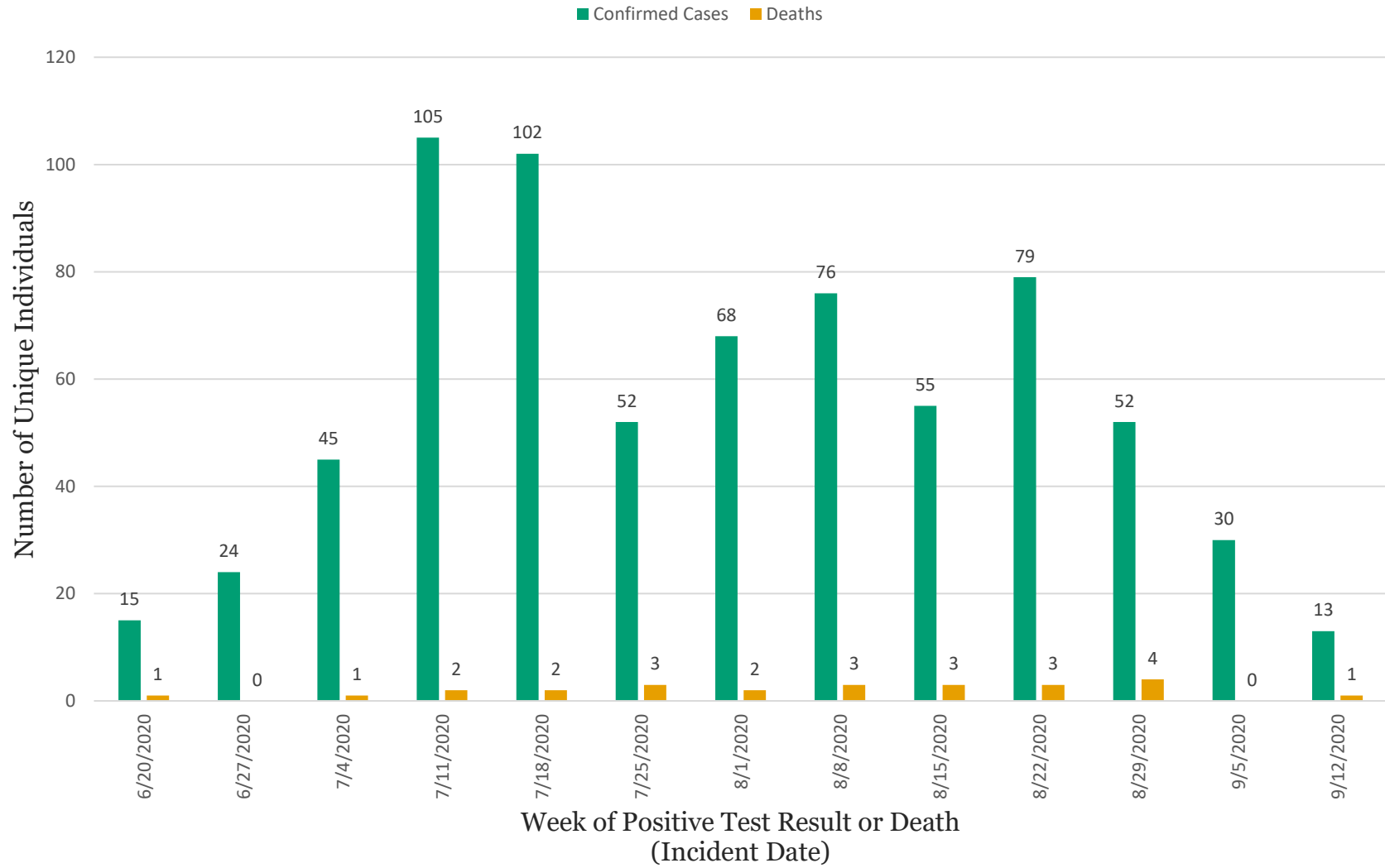
Disability Group	Brain Injury (BI)		Developmental Disability (DD)		Mental Health (MH)		Substance Abuse (SA)		Total	
	Confirmed Cases	Deaths	Confirmed Cases	Deaths	Confirmed Cases	Deaths	Confirmed Cases	Deaths	Confirmed Cases	Deaths
8/29/2020	0	0	23	2	21	2	8	0	52	4
9/5/2020	0	0	13	0	9	0	8	0	30	0
9/17/2020*	0	0	4	1	6	0	3	0	13	1
Total	1	0	437	25	523	25	176	4	1137	54

* Data through 9/17/2020

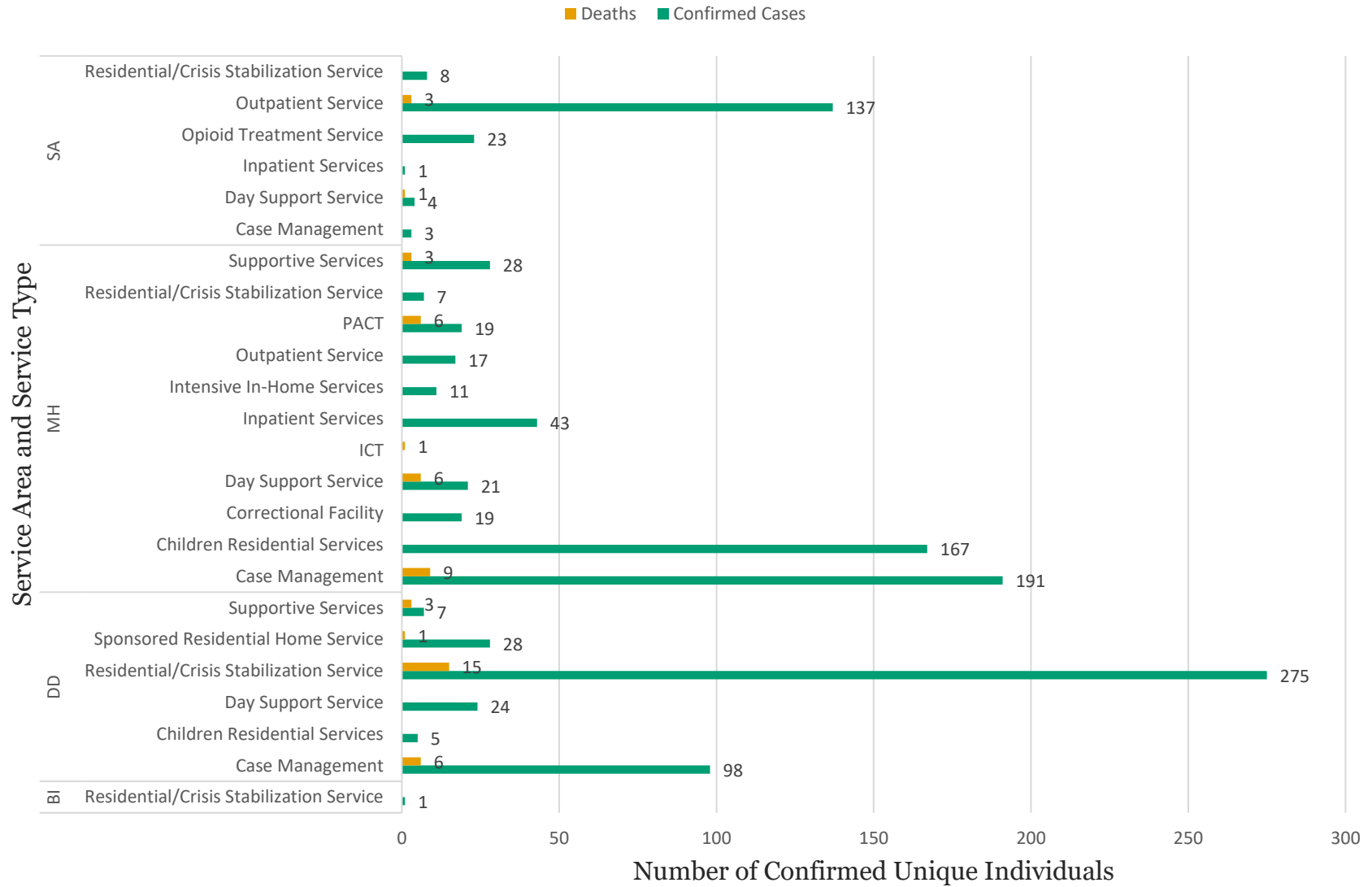
Confirmed COVID-19 Cases and Deaths by Week



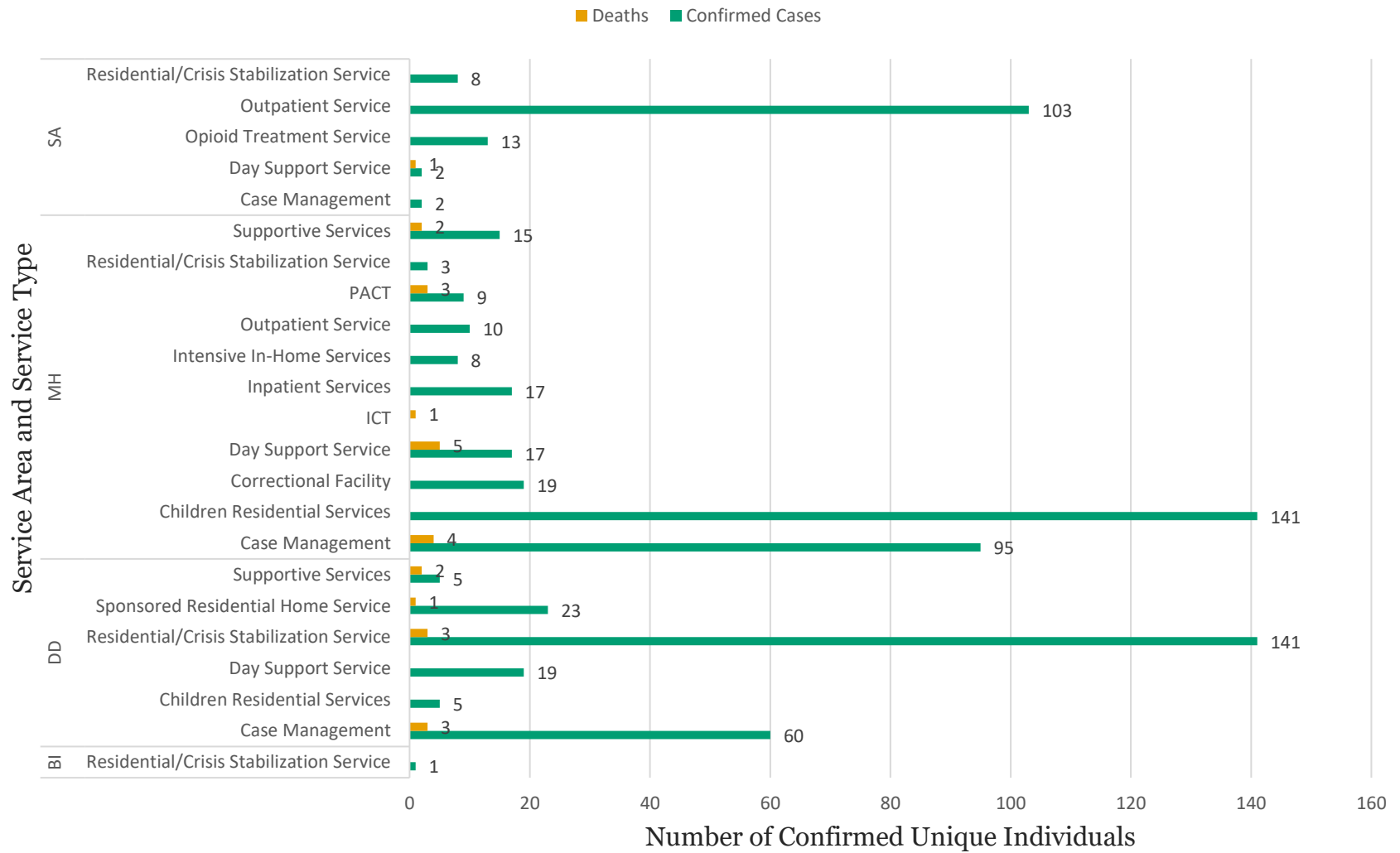
Confirmed COVID-19 Cases and Deaths by Week: Past 90 Days Only



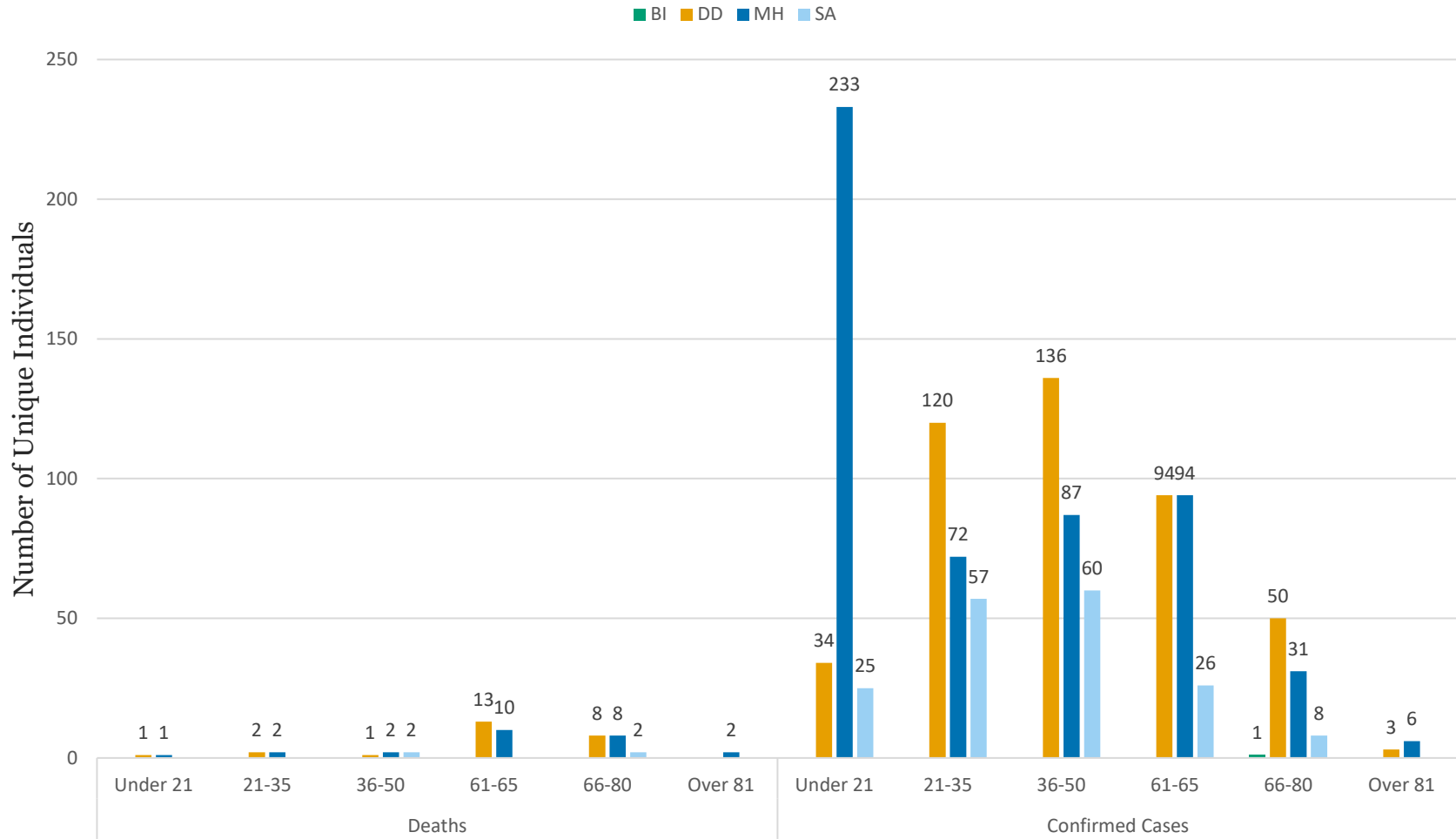
Confirmed Cases and Deaths by Service Type



Confirmed Cases and Deaths by Service Type: Past 90 Days Only

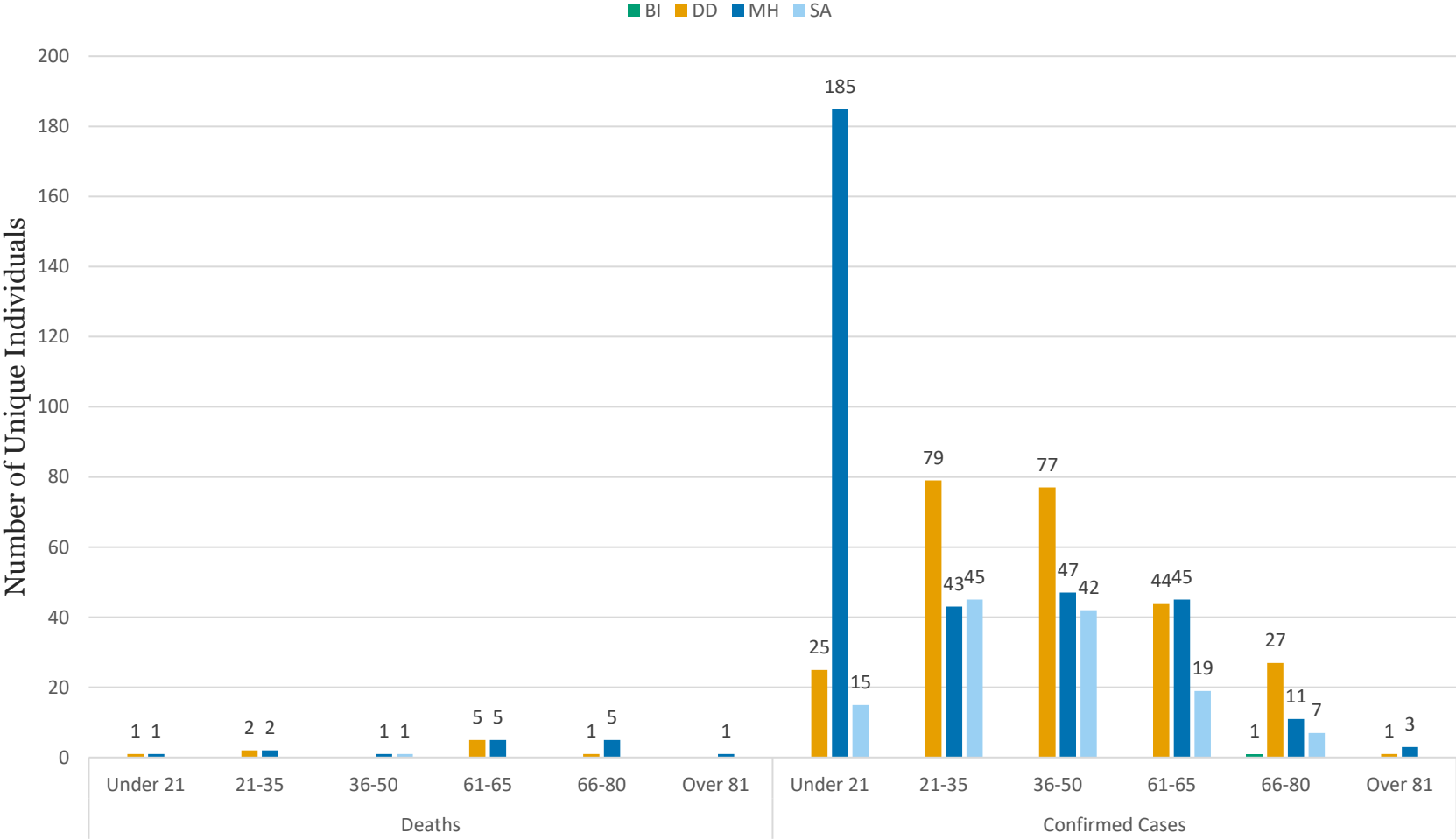


Deaths and Confirmed Cases by Age Range and Service Area



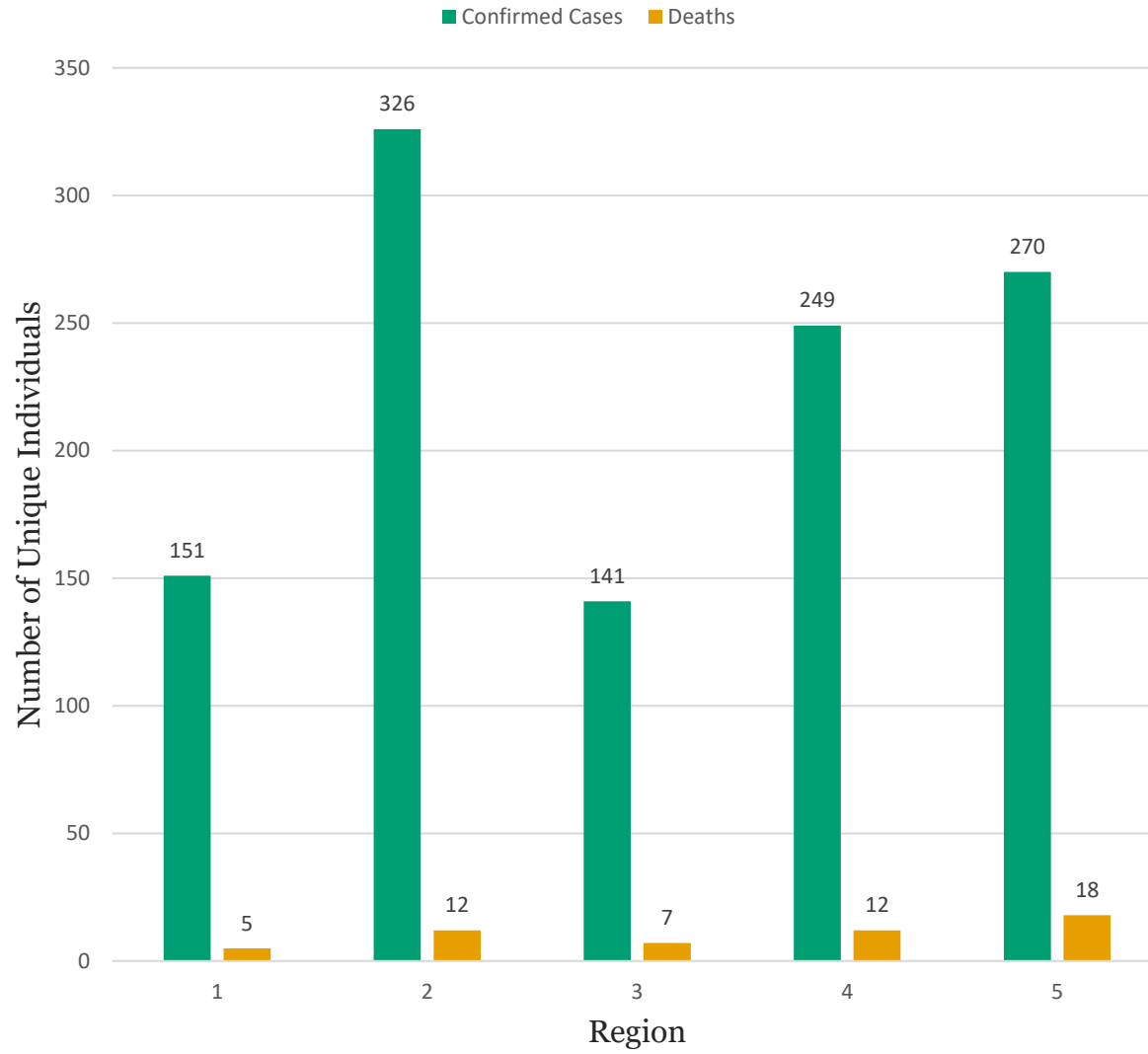
Deaths and Confirmed Cases by Age Range

Deaths and Confirmed Cases by Age Range and Service Area: Past 90 Days Only



Deaths and Confirmed Cases by Age Range

Confirmed Cases and Deaths by Region



Confirmed Cases and Deaths by Region: Past 90 Days Only

