

# Fall Prevention Jeopardy Game

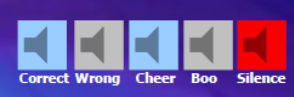

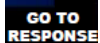


September 2019

Office of Integrated Health

## Jeopardy Game Instructions

The purpose of this game is to provide a fun training resource that serves to reinforce facts and concepts that are important to reducing the risk of an individual experiencing a fall, especially a fall with serious injury.

### Steps:

1. Go to the DBHDS Web site to the Office of Integrated Health page. This link will take you there: <http://www.dbhds.virginia.gov/office-of-integrated-health#>
  2. Click the box: Educational Resources, look for the header: Supplemental Education. The Jeopardy game will be located in this section.
  3. The game is a power point. Download the power point to your computer.
  4. Open the power point and select the "slide show" function. It is necessary to play the game in the "slide show" mode. The game will not function properly between questions and answers if you do not have the power point in "slide show" mode.
  5. You will now be able to play the game. Someone will have to serve as the "MC" (Master of Ceremonies), which is Alex Trebek's position on the tv show. That person will say: "Today's Categories Are..." and will proceed to read the categories and questions.
  6. The game can be played individually or in groups/teams.
  7. Make sure your audio volume is turned up before starting because the game has sound effects, just like the tv version. Clicking on the 5 squares in the lower right hand corner of the game, will allow you to choose the appropriate sound effect.  
Correct = bell sound  
Wrong = buzzer sound  
Cheer = applause sound  
Boo = crowd booing sounds  
Silence = ends the above sounds
- 
8. The first participant/player will pick a category and a point value.
  9. The MC will click on the chosen box for the question. Immediately after asking the question, click the "Start Timer" button to start the timer.  

  10. When the buzzer sounds, participants must give the answer in the form of a question.  

  11. To see if the answer is correct, click the Go to Response button.
  12. Click the "Home" button on the slide to return to the main Jeopardy board at any time during the game.  

  13. If the participant or team is correct, they are awarded the point value (dollar amount) of the question. You can award the participants with play money or appoint someone as the scorekeeper. The point/dollar values fade after each question is asked & answered. Continue until all questions have been answered. Final Jeopardy is next.
  14. For Final Jeopardy, participants will wager an amount that is equal to or less than their current score/winnings amount before the MC asks the question. The MC will then ask the Final Jeopardy Question and will click the timer button.  When the buzzer sounds, the participant/team will give their answer. If the participant/team answers correctly, they will win the amount they wagered. If the participant/team answers incorrectly, they lose the amount they wagered. The team/participant that has the highest total score/winnings amount after Final Jeopardy is the winner of the game.
  15. If you would like to utilize the popular and well known Jeopardy game music there are a variety of YouTube sources. This is a link to one such resource: <https://www.youtube.com/watch?v=HuABhum6fY>

*Thank you and enjoy the game!*