



Virginia Department of  
Behavioral Health &  
Developmental Services

# Training Center Closures

Stakeholder Update

March 24, 2016

Virginia Department of Behavioral Health  
and Developmental Services

# Virginia's Training Centers Census Reduction

## March 24, 2016

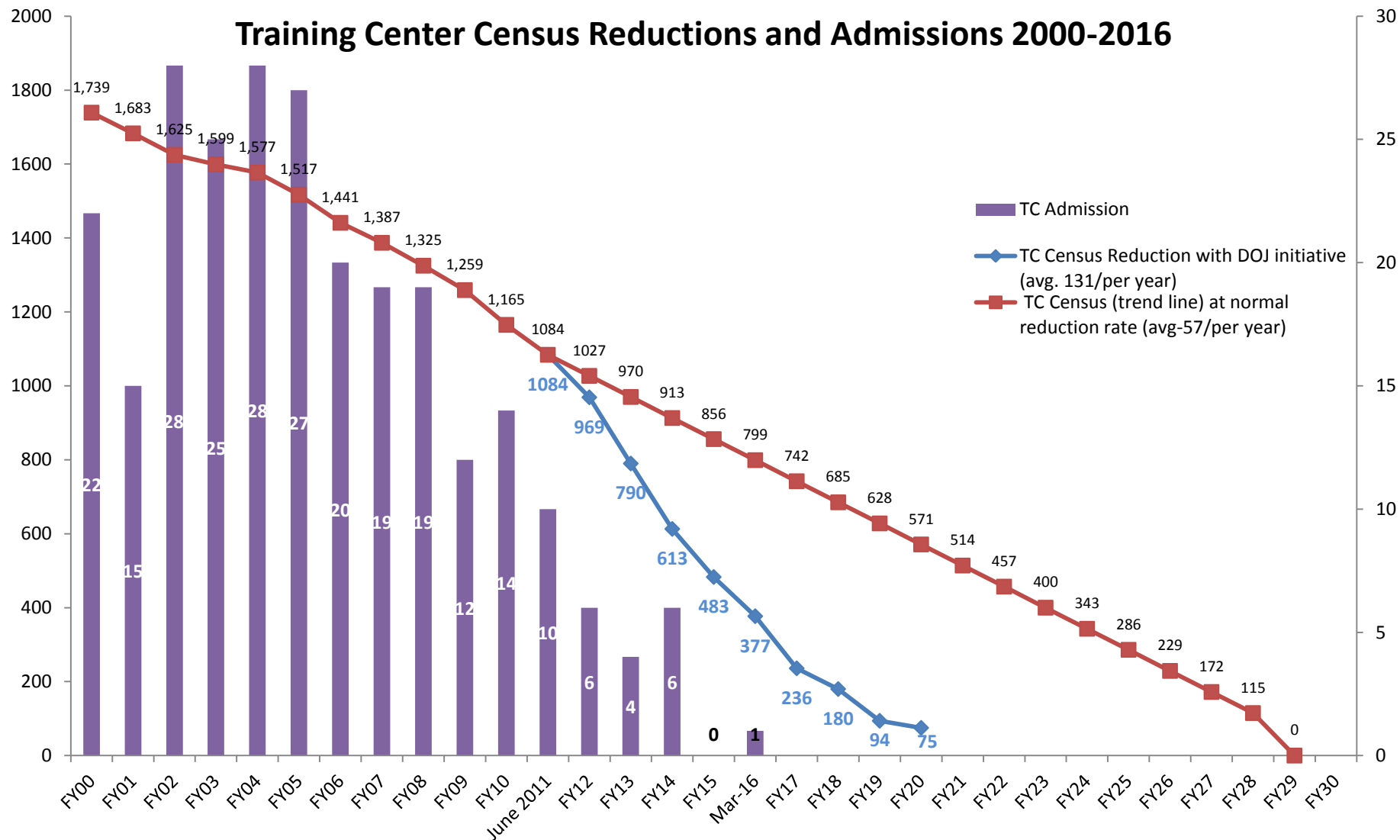
Name	2000	2010	2012	2014	2015	2016 March 13, 2016	% Decrease  2000 - Present
<b>Southside (SVTC)</b> Closure date: 2014	465	267	197	0	0	0	100%
<b>Northern (NVTC)</b> Closure date: 2016	189	170	153	107	57	0	100%
<b>Southwestern (SWVTC)</b> Closure date: 2018	218	192	173	144	124	106	53%
<b>Central (CVTC)</b> Closure date: 2020	679	426	342	288	233	204 158-ICF 46-NF	70%
<b>Southeastern (SEVTC)</b> Remains open at 75 beds	194	143	104	75	69	67	65%
<b>TOTAL</b>	<b>1,745</b>	<b>1,198</b>	<b>969</b>	<b>614</b>	<b>483</b>	<b>377</b>	<b>78%</b>

# Discharges

## October 1, 2011 – March 24, 2016

Training Center	Individuals Discharges	Returned To TC	Returned To Community
SVTC	225	4	4
NVTC	142	0	0
SWVTC	58	4	1
CVTC	128	1	0
SEVTC	41	0	0
<b>TOTAL</b>	<b>594</b>	<b>9</b>	<b>5</b>

# Training Center Census Reduction and Admissions 2000-2016



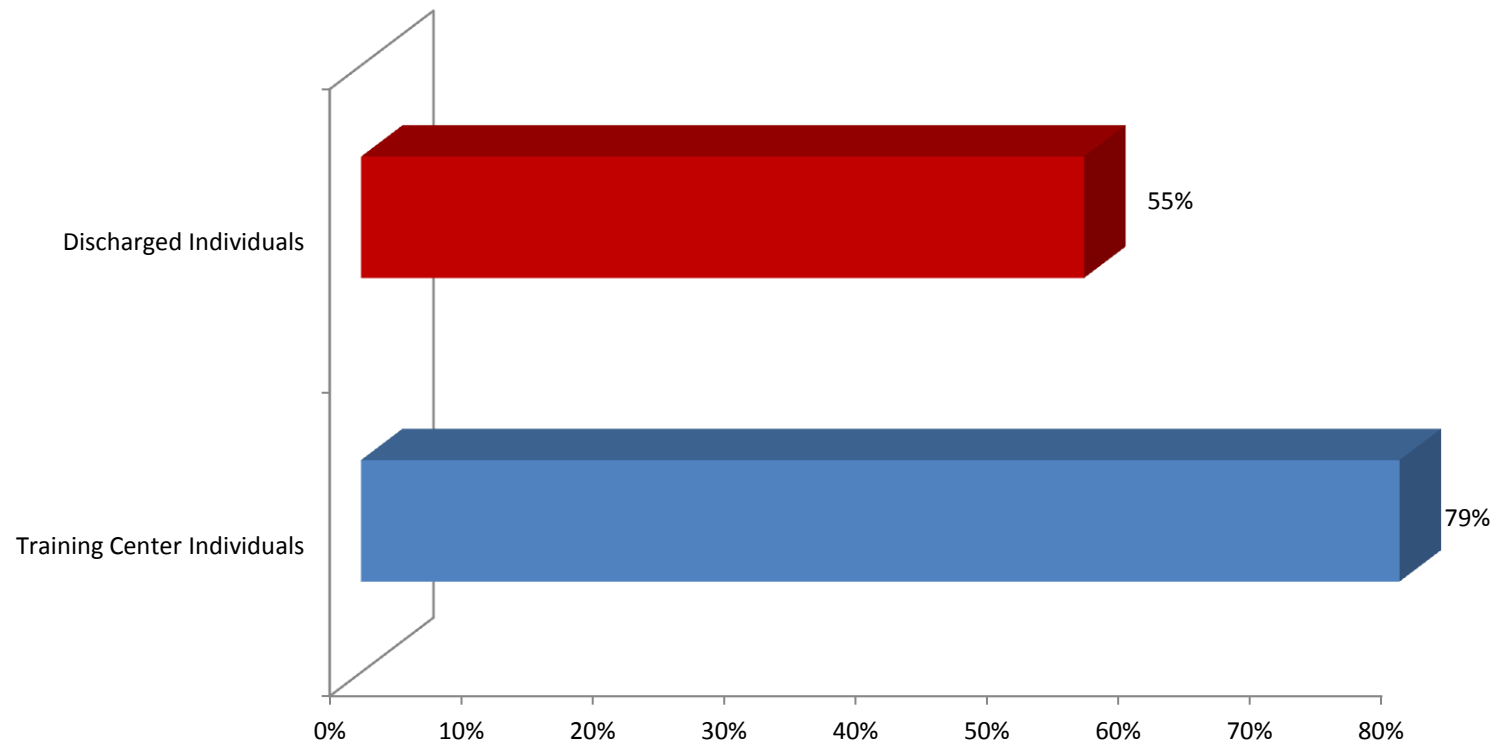
# Hiram Davis Medical Center (HDMC) Discharges

## **10 Individuals have been discharged from Hiram Davis Medical Center into the community**

- Social workers will continue to provide the most up to date information to AR/LG related to community options.
- When the AR/LG expresses the desire to move their individual into a more integrated setting, DBHDS will assist them with the transition process.

# Level of ADL-Clarification

- Supervision and/or Assistance with Activities of Daily Living as 12/15/15 (hands on care).



# Types of Homes Chosen

## October 1, 2011 – March 24, 2016

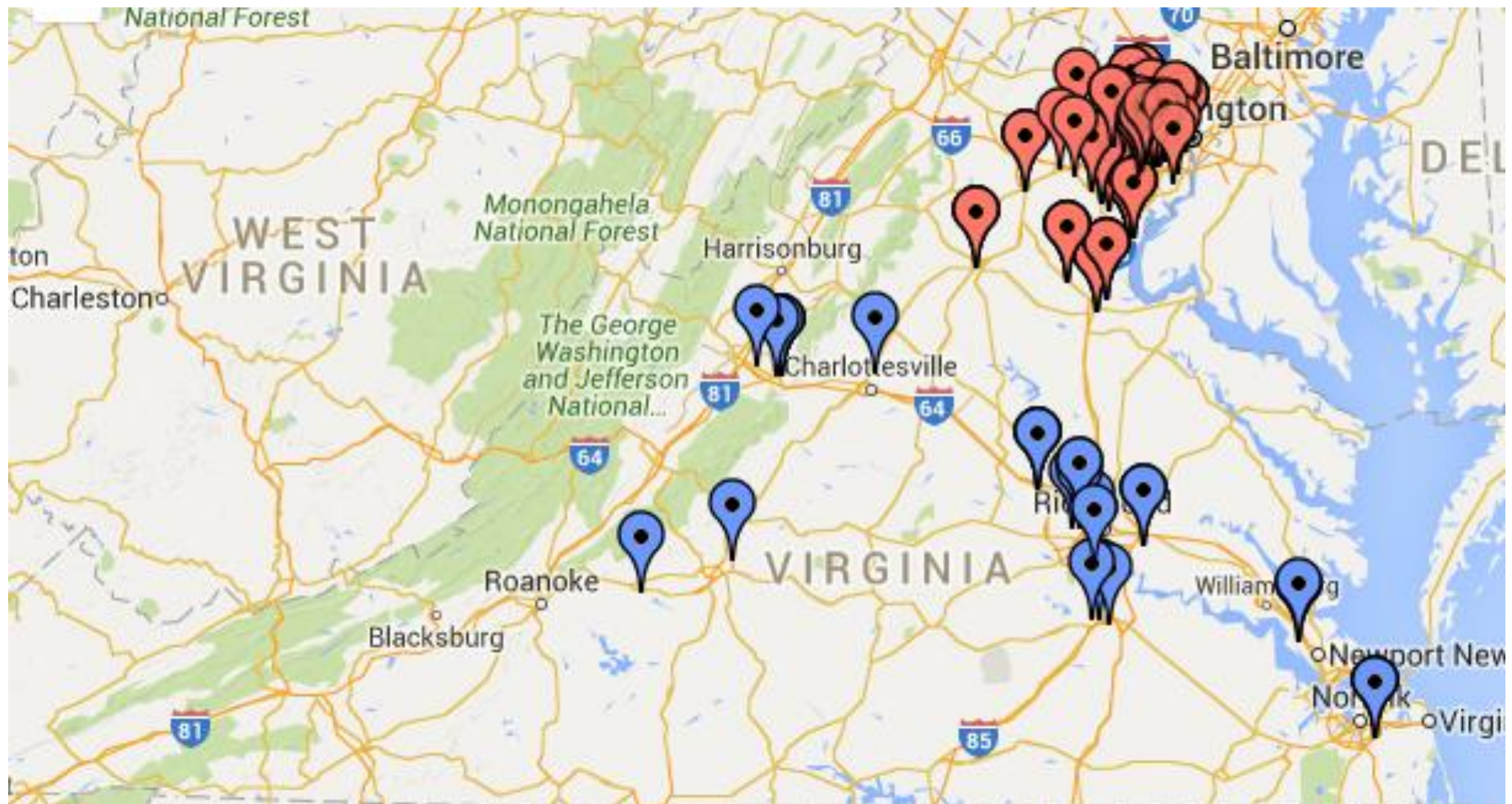
Group Homes			ICF*		ICF					
4 < Beds	5 > Beds		4 < Beds	5 > Beds	Transf. to TC					
203	216	Spons. Resid.	26	53	22	Nursing Facility	27	4	Interstate Transfers	4
						Family Home			Leased Apt.	1
										Total
										594

# NVTC Discharges

- **DMAS Northern Virginia Region – 108 (11 counties and 6 cities)**
  - **HPR 2 - 88**
  - **HPR 1 - 19**
  - **HPR 1 – 1 individual returned to home Region**
- **34 moved out of the DMAS Northern Virginia Region**
  - **HPR 1 : 10 (Remaining localities without enhanced Medicaid rates)**
  - **HPR 4 : 16**
  - **HPR 5 : 7**
  - **Out of state: 1**
    - **14 chose to be closer to Family**
    - **10 had options within the region, but chose services out of the region**
    - **6 had no preference for location**
    - **1 transferred to Hiram Davis Medical Center**
    - **3 Services were not available at the time of discharge**



# Individuals who have moved from NVTC



 ☒ DMAS Northern Virginia Region  ☒ Other

# Updates

- 106 Individuals remain at SWVTC
- 10 individuals have identified homes
- Census is expected to reach 97 by June 30, 2016
- RFP for serving persons with intensive medical supports in central Virginia were awarded to three providers
- RFP for serving persons with intensive behavioral supports will be awarded soon.

# October 2011 to March 24, 2016

